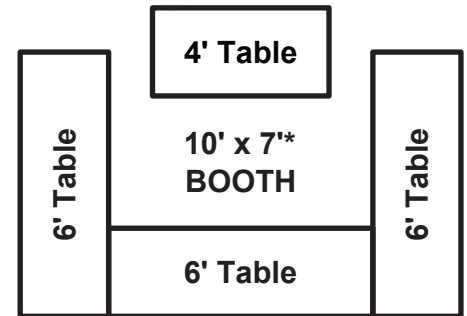


TYPICAL BOOTH LAYOUTS

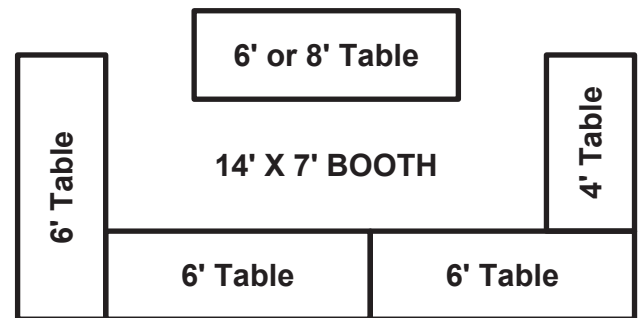
10' x 7'* Booth

Comes with 3 – 6' tables and 1 – 4' table, 500 watts of electricity, table skirts**, table covers** and 2 chairs. Please note, if you order any showcases(s) you will lose a table(s).



14' x 7'* Booth

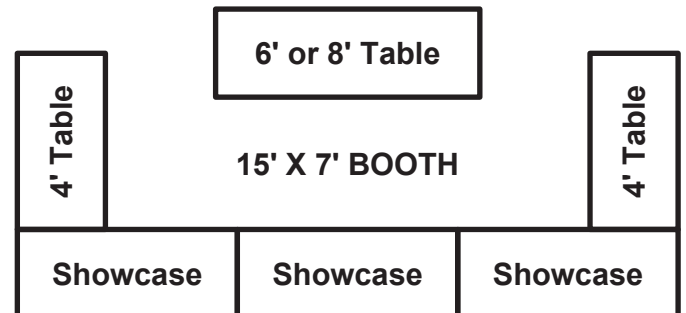
Comes with 4 – 6' tables and 1 – 4' table, 750 watts of electricity, table skirts**, table covers** and 2 chairs. Please note, if you order any showcases(s) you will lose a table(s).



15' x 7'* Booth

Please note, this layout only applies to exhibitors ordering 3 or more showcases.

Comes with 2 – 4' tables and 1 – 6' table, 750 watts of electricity, table skirts**, table covers** and 2 chairs. Showcases are rented separately.



20' x 7'* Booth

Comes with 2 – 6' tables and 3 – 8' tables, 1000 watts of electricity, table skirts**, table covers** and 2 chairs. Please note, if you order any showcases(s) you will lose a table(s).

